

Syracuse Thunderbirds Aero Radio Society



Plane Propwash



November 2025

Charter 473

NO DECEMBER MEETING! The next STARS meeting is Wednesday January 14th, 7:00 on ZOOM.

2026 Officers:

[Mike Mueller, President](#)
[Tom Polovick, Vice President](#)
[Paul Volcko, Treasurer](#)
[Jeff Wolsley, Secretary](#)
[Darrel Eckhard, Safety Officer](#)

Directors:

Michael Graham
Paul Volcko 2019-2023
Dan Williams

Volunteer Staff:

[Jeff Wolsley, Propwash Editor](#)

[Michael Graham, Club Historian](#)

[Paul Volcko, Webmaster](#)
[Herb Moore, Field Committee](#)
[Mike O'Neill, Facebook Admin](#)
[Public Relations Director- OPEN](#)
Robert Droner- [YouTube Moderator](#)

The next STARS 2026 meeting will be on ZOOM, on January 14th, at 7:00. The monthly meetings will be held via ZOOM October through April. The STARS regular monthly meetings are at the STARS field May through September 2026.

Merry Christmas!!!

I would like to wish everyone a very Merry Christmas, which is less than 2 weeks away. There is really not much to say this month, as winter has made an early entrance, and things are pretty cold and snowy in Central New York.

I want to thank everyone who participated in our Christmas party. I always wish we had more of our members present, as it is always fun to spend time with friends, but we had about 20 folks, and had a wonderful time together.

As I have said, 2025 was an excellent year for our club, with new members, a significant amount of work done to the facility, and as of now, everything looks wonderful for the new year. We look forward to springtime, and hopefully a field ready to fly as early as possible.

Let's not forget December 21st, which is our winter Fun Fly.....I think that is what we call it.....but whatever we call it, we always enjoy the first day of winter with flying at the field. Anyone who is interested, please come out and fly a plane. Bring lots of warm clothing, as it is projected to be cold that day!!!!

I assume many of you have your winter projects that you are working on and looking forward to bringing new planes to the field, or like me, you are

fixing up planes that might have not been so successful in flying in 2025, and repairing so they will indeed fly again. I know there is much work to do in my hanger, and never enough time to do it. I'll find time to spend in my workshop, and hopefully bring some exciting projects to the field myself.

With all the festivities, parties, and presents given to our families and friends, let us not forget the birth of Jesus Christ, who is the real reason for our season. We remember the gift He gave to us with his birth.

I trust everyone will enjoy their own holiday season with their families and friends. Be safe out there, and we all look forward to flying again.

Mike Mueller, president
Syracuse Thunderbirds Aero Radio Society

president@cnystars.com, (804) 873-8928
mmuellerva@yahoo.com

2026 STARS dues are due. There is a \$10.00 late fee after the January meeting. Dues can be sent to the Treasurer. (Paul Volcko, 5237 Kasson, Syracuse, NY. 13215) Or, the 2026 dues can be paid online through PayPal. See the renewal forms at the end of the Propwash.

Secretary's Report: Jeff Wolsley

Note the section in the Propwash labeled Important Links for STARS Members. This section contains links that every STARS member should be aware of including the ZOOM meeting instructions and the link to the most recent Propwash and past issues of the club newsletter.

The November STARS meeting was held on Zoom. The meeting was called to order at 7:01 by President Mike Mueller. There were 14 Open members, 1 Associate member, 0 Family members, 0 Youth members, and 0 Guests in attendance.

Secretary's Report:

The Secretary's report from the October Propwash was accepted as published. The motion to accept the Secretary's Report was made by Tom Polovick, 2nd by Mike Graham. Carried.

Treasurer's Report: Paul Volcko

Bills are all current. Paul discussed the treasury in detail. There are already dues coming in.

Motion to accept by Mike Graham and 2nd by Warren Clough. Carried.

Correspondence: Paul Volcko

No other correspondence reported.

Committee Reports:

AMA Report: Phil Morgan

The Drone ban goes into effect 11/30. All Chinese manufactured drones (DJI) and electronic equipment are banned from sale in the US. The FCC voted 3-0 to enact the embargo. No parts, no updates, and no warranty on the equipment.

See the report here from the AMA- [FCC Foreign UAS & UAS Component Decision - AMA IN ACTION Advocating for Members](#)

Safety Report: Phil Lamkay

Phil officially signed off from the Safety Officer position. Darrel Eckhard will be taking over.

Please secure you wet fueled aircraft when servicing. If one of the tables is not available, or a stooge is not available, please ask one of your fellow flyers for help to hold the aircraft so it doesn't get loose.

Field Committee: Mike Mueller

Mike was sure to thank the committee for their hard work. They did a fantastic job maintaining the field despite the challenging conditions this year. Mike specifically thanked Bill Whittaker and Gary Brown for their work at the field this fall because they were in the meeting. He extended his(our) thanks to everyone who helped out competing the improvements at the field. The field was left in fantastic shape.

The trees that were removed must be cleaned up. Most are already gone except in the northwest area of the field. The first priority is to get the felled trees off the neighbor's property ASAP.

There is still work to be done around the field in the spring.

It was mentioned the Herb Moore will facilitate the refurbishing of the reel mowers in the spring.

Old Business:

STARS Facebook: Mike O'Neill

Nothing to report. There are 371 Facebook members now.

Real Estate Committee:

No report given.

Flight schools:

Fixed Wing Has pretty much wrapped up for the season with one more formal session to go. There were eight (8) students and one (1) has graduated. Phil Morgan commented on how quickly the young kids picked up the lessons.

There are currently three high school students attending. Instructor coverage for tomorrow's class will be coordinated to make sure there is enough coverage.

Heli/Multi Rotor Runs every Tuesday night thru Sept. 30th.

Special Interest Nights:

Special interest nights have concluded for the year.

Monday Night Jets Thank Gary Natali for promoting Jet Night. This has been the most attended special interest group night this year.

Big Bird Night Runs every Wednesday night thru Oct. 1st. Weather has been a factor. Small attendance.

Field Improvements- Long Term Planning:

2025- Most projects will be resumed after the flying season cools down.

Tree Removal- A good job has been done. Need to finish cutting up what has been taken down and pulled out of the woods. Wait until fall for the overgrowth to recede to make the job easier.

Add On To Runway- A suggestion was made to add 100ft. to the east end of the runway. For the time being the low spot at the end will be filled.

Add drainage through the pilot stations.

Paint the red shed

Repair the T1 siding around the shed, garage, and club house.

Paint the pavilion.

Add the 12" square blocks around the club house foundation

Put gutters on the club house. Darrel has someone to do this.

East end field drainage improvement. There are already materials for this project.

Need stone, geo-fabric, and topsoil to fill in the low spots.

Reel mower storage needs to be rebuilt. This can be delayed if the reel units are picked up for service over the winter to have them ready for spring. Need to get the price for the rebuild service.

-- Continued--

Runway West End Improvement- Do one or both of the following, 1- Look at bringing in about 50yrd of fill topsoil to raise it. 2- Put in a drainage ditch.

Control Line Drainage- Mike O'Neill asked to fill the depression in the control line circle.

Drainage Improvements- Paul Volcko, Herb Moore, Mike Mueller, Bill Whittaker, and Josh Weaver met to discuss the drainage situation at the field. After the Family BBQ, move some dirt around to control ponding on the field and the control line circle. Other options are being explored.

Activity Sign- Mike Mueller is following up on the activity sign by the driveway entrance to attract spectators/future members. The sign will announce our events to the public and improve our community relations. Mike G. and Dan W. are working on banners for the signage.

Public Relations- We are actively seeking a PR leader that can direct and expand our exposure in the community. The intent is to increase membership and increase revenue through increased awareness. Different venues- Zoey Advertising, John Murphy, the estate planning guy, gets about a 15-minute radio spot that can advertise our events. TV- WSYR Your Stories segment, On your side, Bridge Street- community interest segments on the afternoon news. Part of the Gold Leader club is to engage in public outreach.

In a previous meeting, Mike O'Neill mentioned the new Micron Plant starting up in Clay. There will be a flood of tech people and population growth in our area. We should be thinking of ways to promote our club.

YouTube Channel- The club has started a YouTube channel to promote our activities. John McMakin volunteered to be the channel moderator. In addition to John, Robert DeNova (Droner) will be assisting.

Future Funding- Look at ways of creating revenue streams to help fund the club. Grow our existing revenue generators. As reported in the Treasures report, volunteers for the Finance Committee so far are Mike Mueller, Karl Price, and Mike O'Neill. The committee is currently brainstorming and planning another meeting.

Continue Field Smoothing- Continue to improve the field. Fill the low spots and grade off areas that attract standing water.

Repair clubhouse siding- There are several areas near the ground that need attention.

Flight line table replacement- There are four new tables ready to go in the red shed.

Porta-potty- Keeping current vendor.

New Business:

Club Officer Elections:

The following slate of officers was approved by acclamation vote from the STARS Secretary:

Mike Mueller- President
Tom Polovick- Vice President
Paul Volcko- Treasurer
Jeff Wolsley- Secretary
Darrel Eckhard- Safety Officer
Dan Williams will continue with the BOD.

Christmas Party:

Mike Mueller sent an email with the application. Please complete the application and return to Mike as soon as you can with your payment.

Club Dues:

Dues are due. Paul has PayPal available for payments as an alternative. He sent out a clubmailer notice on 10/18. Note there is an additional service fee for the PayPal payment. See attached 2026 Renewal form and the PayPal form at the end of the Propwash. Use @cnystars as the payee at PayPal.

New Members:

No new members

Adjournment:

The November 2025 regular monthly meeting of the STARS was adjourned at 7:39.

Secretary, Jeff Wolsley

Calendar of Events



NOTICE: EVENT DATES MAY CHANGE OR CANCELLED OUTRIGHT.

Calendar of Events for December and beyond:

Editor's Note- Check with the event sponsor for actual date and time. These dates are accurate at the time the Propwash was published. New events are added all the time

December 21- STARS Winter Fun Fly

For additional events, click here→ [AMA DII Event Listing](#)

STARS Flight Schools- Flight Schools have ended for the 2025 season. Look for them to return in April 2026.

Fixed wing- Another successful flight school has wrapped up for 2025. Congratulations to all of the pilots that soloed. We look forward to the returning 2026 student pilots who worked hard all this summer.

Heli/Multi Rotor- See you all back at the field in 2026.

Indoor Flying –

The Indoor flying schedule will be starting up again soon. I will start adding locations and dates and time as they become available or confirmed.

CNYIFS Indoor flying at Sacred Heart Church Cicero was forwarded to me by Tim Smarzo of the Voltaires. Mondays 1:30 to 4:00 and Thursdays 12:30 to 3:30 (Confirmed for 2025-26 season). No Fly Dates- 09/01, 11/27, 12/08, and 12/25. 2026- 01/01, 04/02, and 05/14. CNYIFS dues are 12.00/yr. Garret Wikoff is the Treasurer.

The church has become more security conscience. They have gone back to the side door entrance The gym lighting switch has changed. The new key is in the same place as always, the cabinet in the kitchen, attached to a piece of aluminum bar. Unlock (If locked) pull up the plate, and flip the switch. All doors have alarms except the Gym door. This means that once a member comes in the front door we can use the gym door to haul gear in and out. We need, as always, to make sure the lights are off and doors are closed all the way before the last person leaves.

The following needs confirmation for the 2025-26 indoor season-

Underground R/C Destiny USA. Tuesday evenings/nights 315-715-4508

Camillus Indoor Aviators (CIA) Indoor flying at First Baptist Church located at 1960 State Route 5 in Elbridge 11/18 thru ?, Wednesdays 1:00-4:00. If you plan to attend, call Herb Ziegler 315-857-6266 so Herb can unlock the doors.

Camden- Tuesday nights





(585) 872-4990 -- 15 W Main St. Webster, NY. 14580 -- Performance-hobbies.com

HOURS

MONDAY.....	11 - 6 pm
TUESDAY.....	11 - 7 pm
WEDNESDAY.....	11 - 6 pm
THURSDAY.....	11 - 7 pm
FRIDAY.....	11 - 6 pm
SATURDAY.....	11 - 6 pm
SUNDAY.....	11 - 4 pm



Open 10-7 Tuesday thru Sunday.

315-532-6826

www.mexairrc.com

www.facebook.com/mexairrc

Winner of AMA 2015 Hobby Shop Award
for signing up new AMA members.

The Aviation Historical Society of CNY

412 Dunning Drive Camillus, NY. Open Sundays, noon to 4:00.

[Home](#) | [Aviation Historical Society of Central New York](#)

This museum is dedicated to aviation history in CNY- Amboy Airport in Camillus starting in 1926.

Mike O'Neill's website to check out- <http://www.flyboyzblog.com/>

This site has articles pertaining to both full scale and model aircraft. Check it out.

Classified Ads-

FOR SALE: Start looking for what you might want to bring to the STARS auction!

WANTED:

If you want to list modeling items for sale, R/C services offered, or a really neat R/C web site, this would be a good spot. Free for members. Send your advertisement by e-mail to jwolsley@verizon.net. Please put STARS ADVERTISEMENT in the subject line.

Important Links For STARS Members-

STARS Website:

The STARS website- cnystars.com

STARS Webcam:

The STARS webcam- <https://www.cnystars.com/cameras.php>

STARS Propwash Newsletter:

The STARS Propwash- <https://www.cnystars.com/newsletter-archive.php>

STARS YouTube Channel:

The STARS Propwash- [Syracuse Thunderbirds Aero Radio Society - YouTube](#)

STARS ZOOM Meetings:

STARS meetings will be held on-line via ZOOM, from October to April, or in case of bad weather. Watch for notification prior to the meeting start time.

The link for the ZOOM meeting is located at the top of the cameras page on the STARS web site.

The ZOOM meeting credentials are on the STARS web page, and are sent out with the fall/winter/spring Propwash email.

ZOOM Meeting link:

<https://us02web.zoom.us/j/88488515371?pwd=c2ZiRWhkMklrbGZ5WENDaE12S1B5Zz09>

To join from the STARS web page, go to cnystars.com. Then click on the club events tab. On the club events page, in the lower right under Club Meetings, click the red text that says **online via ZOOM**. This will take you to the ZOOM meeting. Click on the Launch Meeting button. You will enter into the meeting, or you may see a dialog box that says, "Please wait for the host to start the meeting".

If you don't already have ZOOM installed on your computer for the first time, below the Launch Meeting button, it says- "Don't have Zoom client installed? Download Now". Click on the "Download Now" text and follow the prompts to set up ZOOM on your computer.

Facebook:

The STARS Facebook page- <https://www.facebook.com/groups/amastars/> There are 341 members currently. [Mike O'Neill](#) is the administrator.

Attention New Members:

Please take the TRUST test if you haven't already. This is a 100% pass test.

TRUST- **The Recreational UAS Safety Test**

The test can be found here-

<https://trust.pilotinstitute.com> or here-

<https://trust.modelaircraft.org/>

Note there are scam websites also, so use the above links.

Start by registering on the site. Your name is required and so is a password. These will be asked for/created before entering the site to take the test.

The test is a pass/pass. It is given in four parts. Each of the four sections begins with a lesson immediately followed by questions. The number of lessons and questions differ in each section. There are a couple of questions that are poorly worded so it's likely to get these wrong. Not to worry though, you get to correct it until you get it right! You will score 100% in each section, guaranteed.

Download and save your certificate. I had to download mine twice before it downloaded. **DO NOT** leave the download webpage until your certificate has been successfully downloaded and saved. You get to do the test again from scratch if you miss this step.

-- Continued--

Print out the certificate and keep it in your wallet or your flight box. There's a registration/authentication number on the certificate that you might want to add to your aircraft ID label.

Academy of Model Aeronautics:

[Academy of Model Aeronautics \(modelaircraft.org\)](http://www.modelaircraft.org)

The AMA Government relations blog- [AMA IN ACTION](#)

The complete AMA safety handbook is available here- <http://www.modelaircraft.org/files/100.pdf>

This is a link to some FAQ from the AMA regarding remote ID- [Remote-ID-FAQ-Feb2023.pdf \(modelaircraft.org\)](#)

Federal Aviation Administration (FAA):

This is to set up or renew your FAA registration. Renewal is every three (3) years. You will or already have received your renewal email. The email is from uas.faadronezone@faa.gov. Entry or renewal is \$5.00.

[FAADroneZone Access - Home](#)

Don't let your FAA registration number lapse. If you do, it will cost the full amount to re-register and you will receive a new registration number. Your aircraft label must be updated with the new FAA number. Look for the renewal email from the FAA. [Check your status- FAADroneZone Access - Login After logging in, a text box appears in the upper left with all of your information including your registration expiration date.]

Do not let your FAA Part 107 license expire. If you do, you will have to retake the exam and pay all of the licensing fees.

Phone Apps:

[UASidekick – The Ultimate UAS Pilot Assistant](#)

This is an app for your phone that gives weather conditions, club locations, FRIA locations, and event schedules for UAS pilots. This is for recreational pilots as well as commercial drone pilots.

[B4UFLY](#)- Download this app to your cell phone. FAA uses this to alert pilots to possible stoppage in your flying area.

[Air Control](#)- Download this app to your phone. This is to set up your flight if you are flying outside of a FRIA.


Click on the QR code to download the maiden flight check list for new aircraft.



Remember: A repaired aircraft should be treated just like a new aircraft. It needs a full ground check before flying. Don't forget to inspect the areas that were not repaired. They may have hidden damage. Fly it like it's the first time in the air and will need a full functional check before flying it in front of spectators or in competition.

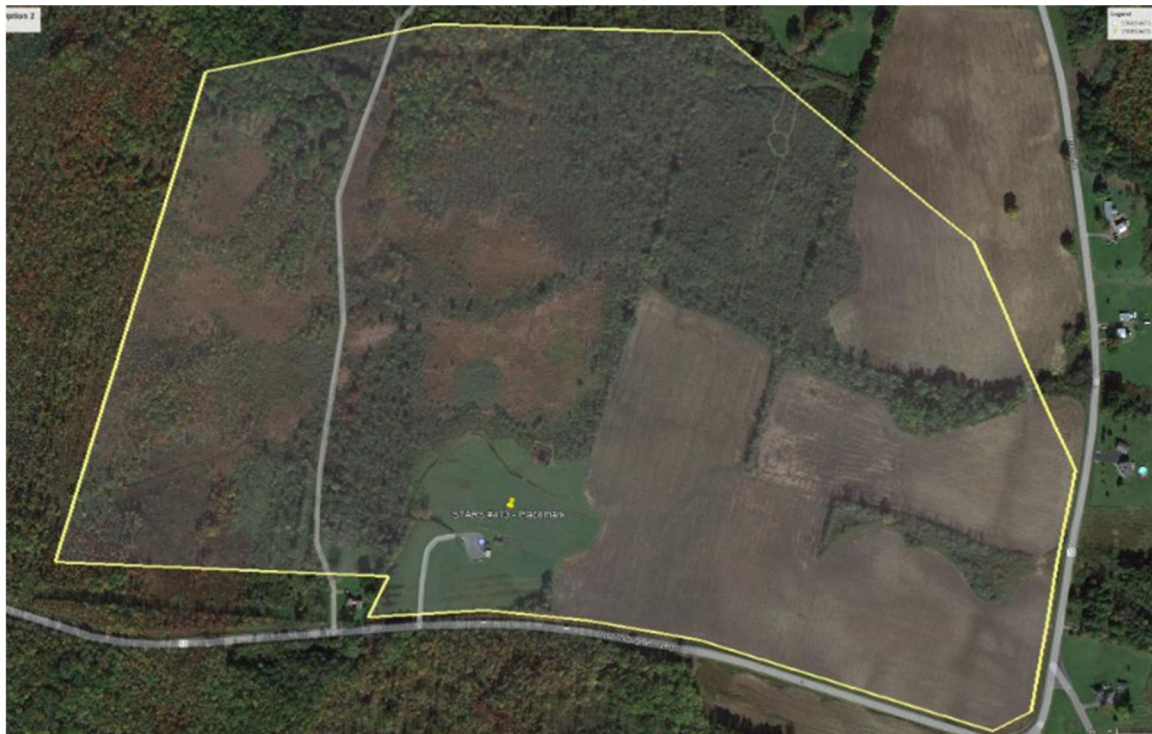


When's the last time you checked the balance of your aircraft?



The latest satellite photo

STARS FAA APPROVED FRIA AREA.



ACADEMY OF MODEL AERONAUTICS

FAA-RECOGNIZED IDENTIFICATION AREA

A FRIA IS A DEFINED GEOGRAPHIC AREA WHERE DRONES CAN BE FLOWN WITHOUT REMOTE ID EQUIPMENT.

IMAA Big Bird Safety Checklist

Balance

Is the longitudinal center of gravity (fore and aft) within the range shown on the plans?

Is the model balanced laterally (side to side)?

Alignment

Are all the flying surfaces at the proper angle relative to each other?

Are there any twists in the wing?

Do the wings and removable tailplane seat properly on the fuselage every time?

Is the engine set at the proper thrust angle as shown on the plans?

Control Surfaces

Are all control surfaces securely attached? (i.e., hinges glued, pinned). Pull on each one to test.

Are the control horns secured to the model?

Control Linkages

Have all the linkages been checked to be sure they are secure?

Are the clevises closed? (Keepers or fuel tubing should be fitted to ensure they stay closed)

Engine / Motor Mount Security and Operation

Are all engine mount screws tight, including mount to bulkhead if applicable?

Are the propeller bolts and/or spinner tight? If a single nut, is there a safety nut as well?

Does the throttle work without binding?

Does the throttle trim tab shut down the engine?

Has the propeller been balanced and checked for damage?

Are the propeller tips painted a contrasting color? (while not essential it makes the propeller much easier to see)

Has the engine been thoroughly test run? (engine idle and throttle up properly)

Is the fuel tank installed correctly? (i.e., carburetor at the same height as fuel tank, fuel tank clunk in proper position and moving freely, fuel lines in good condition and connected to the engine correctly)

Radio Equipment

Are the receiver and the battery securely mounted and padded with foam to protect from vibration and shock?

Are all the electrical connectors secure?

Is the receiver antenna fully extended and in good condition?

Are the batteries charged and in good condition (check under load with a voltmeter if unsure)?

Are all servos securely fastened to the rails or trays?

Are servo arms firmly attached with screw in place?

Are all push rods firmly secured in servo arms (again keepers or fuel tubing should be fitted)?

Are the control throws in the correct direction with proper amount of deflection (as per plan)?

Rudder & tail wheel: Left stick should move the rear of the rudder and tail wheel to the left.

Nose wheel: Left stick should move the front of the nose wheel to the left

Aileron: left stick should move left aileron up and right down.

Elevator: Pulling back on the stick should move the back of the elevator up.

Canard: Pulling back on the stick (elevator) should make the front of the canard move up

Throttle: With trim set fully forward, pushing the stick forward should open throttle fully. With trim set fully backward, pulling the stick back should fully close the throttle.

Has a full range check been performed? (see below)

Undercarriage (where fitted) Is the undercarriage firmly attached to airframe and the wheels securely retained?

Does aircraft taxi in a straight line?

General

Is the covering tight with no visible signs of damage?

Are the retaining bolts in place and secure?

Are any hatches, cowls, and canopies secure?

Are all components structurally sound?

Is your name and contact details marked on the model somewhere easily visible? (in case it's lost)

Range Checking the radio

Verify frequency is available and mark it as yours if necessary.

Turn on transmitter check the correct model is selected (if applicable) and then turn on the receiver.

Important: make sure the transmitter aerial is down fully.

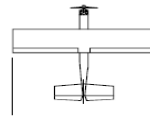
Ask someone to help and walk away from the model until signs of loss of control is apparent. If electric powered ensure that the range is not worse with the motor running.

Before EVERY flight:

Check the receiver battery pack to ensure enough charge for the flight intended.

Check for damage and the control throw direction of all surfaces.

S.T.A.R.S. Field Rules



1. General:

- A. License: All pilots, students, and flying guests *must* have a current membership in a nationally recognized model aircraft association in order to fly. Those pilots participating in the Park Pilot Membership Program must fly models that weigh two pounds or less and be incapable of reaching speeds greater than 60 mph. They must be electric or rubber powered, or of any similar *quiet* means of propulsion.
- B. Spectators: Only those people essential to flight operations will be permitted in the pit area; all others will remain on the spectator side of the fence.
- C. Vehicles: Vehicles will not be permitted *on* the flying field.
- D. Crash Debris: Pilots must retrieve all pieces of their aircraft after a crash. Particularly, attention must be made to obtaining all pieces of aircraft that land in the neighboring fields under cultivation *or from the mowed areas that might cause damage to mowing or farming equipment.*
- E. Trash: All members will take home their own trash.
- F. Alcoholic Beverages: Members will not consume alcoholic beverages prior to, nor during, participation in any *modeling* operations.
- G. Smoking: Smoking will not be permitted in the pit area or on the flight line.
- H. Mowing: Flying on the field will not be permitted if the field is being mowed or maintained.

2. Transmitters:

- A. Frequency Control: *2.4 GHz technology is prevalent in the hobby. In general, transmitter impound and channel flagging is no longer necessary. Pilots using a non-2.4 GHz transmitter system or FPV video transmitter should make all efforts to determine if others present are also using one and self-manage frequency separation prior to powering up their transmitter. Event Managers and Contest Directors may establish a transmitter impound or channel frequency control policy for their event, if deemed necessary.*
- B. Range Checks: Each pilot will conduct a successful radio equipment ground range check, *including any FPV equipment*, before flying a new or repaired aircraft and prior to each flying session.

3. Engines:

- A. All internal combustion engines run at the field will have a silencer (except for small displacements of .09 cubic inches or less).
- B. When running an engine in the pits, keep neighboring personnel behind the prop arc. *Restrain fuel powered airplanes with stakes, starting stand, or helper prior to starting the engine(s).*

- C. *Electric motors and fuel engines are not to be run in spectator/pavilion areas or anywhere behind pit area fencing or designated test stand/hover areas, unless propellers/blades are removed. Model electronics (receivers, servos, etc.) can be powered up in spectator areas as long as electric motors are disconnected or propeller/blades are removed.*
- D. *Remove or secure all necklaces, straps, loose clothing, hoodie ties, etc. prior to starting a fuel engine powered model. Long hair should be tied back or secured so it cannot get caught in a spinning propeller or rotor.*

4. Flying:

- A. Boundaries: Flying over the pit area or the spectator side of the fence is prohibited, unless beyond the control of the pilot(s).
- B. Taxing: Taxing is prohibited in the pit area!
- C. Flying:
 - (1). Pilots will initiate their first turn after takeoff away from the pit and spectator areas.
 - (2). Engines will not be started before 9 AM Monday through Saturday and 11 AM on Sunday (electrics may start at 10 AM), unless approved by the Event Director.
 - (3). No more than three aircraft will be permitted in the air at one time.
 - (4). All flying will be conducted from the designated flight boxes.
 - (5). Hand launching of aircraft is prohibited from the pits.
 - (6). Flight operations will cease during electrical storms.

5. Guests:

- A. All guests must have a current membership in a nationally recognized model aircraft association in order to fly.
- B. Guests may fly at the field only with the approval of a member in good standing and only as long as a sponsoring member *remains at the field.* Guests will not fly unattended.
- C. A local guest will be allowed to fly at the field on three (3) separate occasions and then will be asked to join the Club.
- D. An out-of-town guest may make arrangements with the Club to fly at the field while visiting the area. The Club Officers and the Safety Officer will handle each out-of-town visitor on a case-by-case basis.
- E. *All guests are required to extend every courtesy to current members sharing the same flying frequency.* But when there is a conflict over who shall fly, the Club member will have the first option to fly. Both the guest and the members should use common sense while sharing the flight line or using the same radio frequencies.

STARS Club Rules- End 06jan21



Photo courtesy Mike Graham archives

The STARS pavilion goes up c.1977.
Mike identified the person on the ladder as Lon Sauter. Not sure who the others are.

STARS

Field Protocol

Dedicated to responsible
RC fun with safety by
choice, not chance.

1. General:

- A. Civil and courteous behavior is required at the field at all times.
- B. Safety is paramount and everyone's business. Use common sense in all matters.
- C. It is strongly recommended that you do not fly alone.
- D. Learn where the First Aid station is located and inform the Field Committee if material has been issued from it.
- E. When opening or closing combination locks, *always* set the wheels to 0000.
- F. Last member out must close and lock the refrigerators, pavilion, and main gate.
- G. **Limited use of cell phones and mobile devices on the flight line to photography/videography or integrated use with model systems. Talk, text, and browse from the pits or spectator areas.**

2. Engine Courtesy:

- A. Long term tuning and initial break-in should be conducted away from the pits and spectators (usually at the engine break-in stand).
- B. Do not direct prop wash at other modelers, their aircraft, equipment, or bystanders behind the pit fence. Kindly inform those bystanders near the fence that you intend to start an engine before you do so.

3. Flying Courtesy:

- A. Any person wishing to enter an active flying field or runway to cross same or to retrieve an aircraft, must loudly announce their intention to all fliers on the flight line.
- B. A "landing" aircraft has the right of way over an aircraft "taking-off".
- C. A "dead stick" aircraft has the right of way over all others.
- D. All take-off and landing attempts must be announced to other pilots on the flight line. Take-offs are normally announced by saying "taking off", and landings are announced by saying "landing" or coming in". Dead stick landings are announced clearly to all pilots in the pits and on the flight line by saying "dead stick".
- E. A pilot having difficulty in controlling his/her aircraft must announce to all in the pits and on the flight line that he/she is experiencing radio or mechanical problems. Pilots on the ground preparing to fly will turn off their transmitters and wait for the problem to be resolved before continuing to fly. Fliers in the air will stay clear of the aircraft in distress and will land, if possible, as long as it does not contribute to the crisis. All personnel near the pit area must be alerted to the situation.
- F. If a crash occurs on the field or in the pits, all flying will stop until the accident has been investigated and the debris has been cleared from the field.
- G. Normal flight duration is 10 minutes. Obviously, flight time may be extended if there are no other pilots waiting to fly or waiting for a particular radio channel.
- H. When you have finished flying, please return your transmitter to the impound.

4. Good Earth Policy:

- A. Place recyclables in the appropriate container in the pavilion.
- B. Turn off all pavilion lights when departing the field for the night.
- C. The field does not have a trash removal service. If you carry anything to the field, carry it back out.
- D. If a pilot or guest brings a pet to the field, he/she will be responsible for supervising the animal's conduct while at the field. Please observe all appropriate Field Rules.
- E. If you smoke, please place all cigarette butts in the butt cans in the field.
- F. Do not **dispose of trash in the outhouse/port-a-potty pit.**
- G. **DO NOT DRINK THE WELL WATER.** Well water is to be used for washing only.

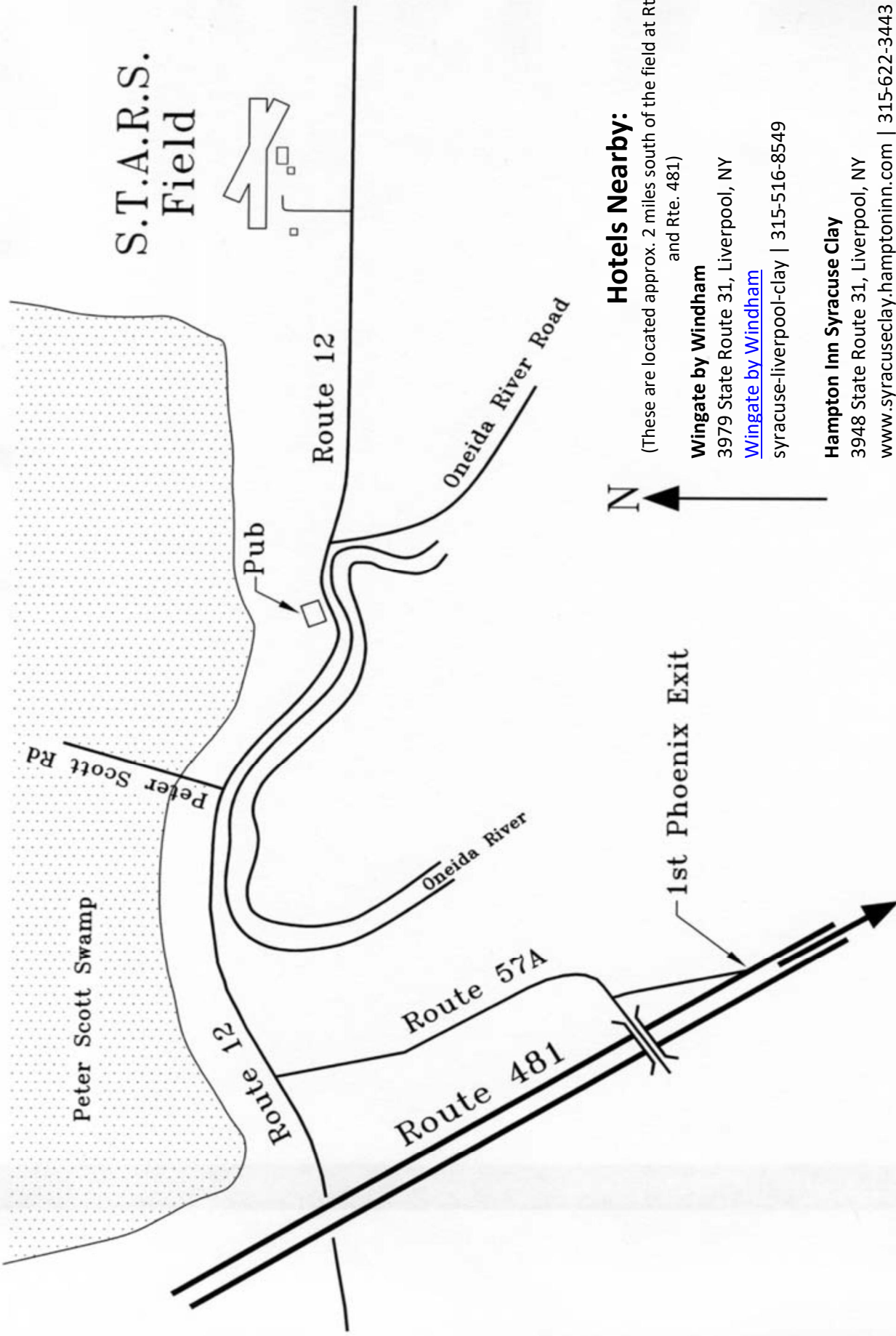
5. Replacement Courtesy:

- A. Where an individual's plane or property is damaged by the actions of another individual, it will be the responsibility of the two parties to resolve the situation in an appropriate manner.

STARS POLICY REGARDING PHOTOGRAPHY

- STARS is a membership organization organized under the laws of the State of New York.
- The STARS flying field, located in Phoenix, New York, is owned by STARS, and as such, is privately owned property.
- The purpose of this policy is to limit and restrict the reproduction of images, in any form, of the STARS property and the activities which occur thereon.
- While the STARS property is privately owned, members, guests, and the general public are welcome at the field during published field hours of operation. Members, guests, and the public must adhere to all rules imposed by STARS regarding entry upon and/or the use of STARS property, including the STARS policy on photography.
- The reproduction of images of the STARS field or the activities thereon, in any form, is a privilege and not a right.
- Except as provided below, the reproduction of images of the STARS field or activities thereon in any form, including, but not limited to film and digital still photography, and video photography in either film or digital form, is strictly forbidden.
- Violation of this policy will result in immediate expulsion of the violator from the STARS premises, and may subject the violator to criminal and/or civil sanctions and penalties.
- Members in good standing of STARS shall be exempt from the above requirements so long as any images or video produced on the STARS premises or the activities thereon are for personal and non-commercial use.
- Guests and the general public may be permitted to photograph or video the STARS property and activities thereon, but only for personal and non-commercial use, and only with the prior written consent of the Club's executive board.

Map to the STARS



Hotels Nearby:

(These are located approx. 2 miles south of the field at Rte. 31 and Rte. 481)

Wingate by Windham

3979 State Route 31, Liverpool, NY

[Wingate by Windham](#)

syracuse-liverpool-clay | 315-516-8549

Hampton Inn Syracuse Clay

3948 State Route 31, Liverpool, NY

www.syracuseclay.hamptoninn.com | 315-622-3443



To No. Syracuse
and Route 81

N43.23696, W76.24550

starsmap.dwg
rev 12 Feb 03

Map to S.T.A.R.S. Flying Field in Phoenix, New York



Syracuse Thunderbirds Aero Radio Society



<https://www.cnystars.com>

Membership Renewal 2026

Return renewals to our Treasurer, Paul Volcko, via mail to: 5237 Kasson Road, Syracuse, NY, 13215. Please fill in your name, mark your membership type, and include your check/payment made out to: S.T.A.R.S. **Electronic payment options available, see back for information.** *Do not mail cash, only checks.* Cash can be used only for direct in-person payments.

Name: _____

	Type	Description	Cost
<input type="checkbox"/>	Youth	Full use of club facilities, age 19 or under, 20 th birthday on or after July 1, 2025. Limited voting rights.	\$0
<input type="checkbox"/>	Park Pilot	Operates under the model restrictions of a Park Pilot AMA membership (electrics, < 2lbs, < 60mph). Limited voting rights.	\$75
<input type="checkbox"/>	Associate	Full use of club facilities. Limited voting rights.	\$75
<input type="checkbox"/>	Open	Full use of club facilities. Purchased share certificate with full voting rights. Late renewal penalties of \$10 per month after January.	\$60
<input type="checkbox"/>	Extra Family	Full use of club facilities. Someone in household has an Open or Associate membership already. Limited voting rights.	\$30

All flying conducted under AMA rules and guidelines. Active AMA membership or allowed exemption required to fly. All members are encouraged to renew their memberships at the beginning of the year, but only Open memberships are required to renew by the end of January. Open member late renewal penalties can be waived at Treasurer's discretion. If you need an extension please contact Treasurer in January or before. If you wish to change your membership, such as upgrading from Associate to Open, please contact Treasurer or another club officer.

Review your roster entry. If your info has changed, please provide your updated information below.

Address: _____

Phone: _____

Email: _____

Emergency Contact Name: _____ Phone: _____

Electronic Renewal and Payment Options

You may renew your membership via the club's PayPal account.

PayPal transactions through this account incur transaction fees so you must send additional money compared to paying by check or with cash (in-person).

PayPal Renewal Costs

Membership Type	Cash/Check Price	PayPal Price
Park Pilot	\$75	\$77
Associate	\$75	\$77
Open	\$60	\$62
Extra Family	\$30	\$31

Using the PayPal app or website, you can send money to [@cnystars](https://www.paypal.com/@cnystars) or you may use the QR code below.



Use the "PayPal Price" column prices when filling in the amount to send to the club's account.

Please include "2026 Renewal - YOUR NAME" in the optional note field you can fill in before sending the payment. I may or may not be able to recognize the payee info that is attached to the incoming transaction, so this note field is important for me to be able to associate your payment with your roster entry. I will contact you when I process your payment and mark your roster entry as paid up. Check your junk mail folder. If you do not get contacted within 3 days of payment, please reach out to me to make sure things were processed.

Review your roster entry. If your contact info has changed please send email to treasurer@cnystars.com with your updated information.